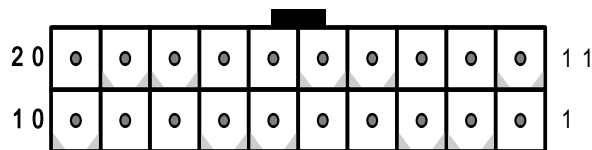


# PCI-14S-RS-R40

## 14-Slot Backplane with 4 PCI and 9 ISA Bus User Manual Ver. 4.0

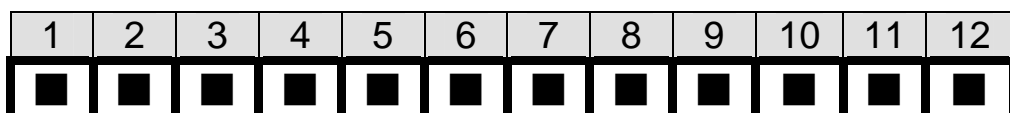
### 1. PW2: ATX Power Connector

Pin	Description	Pin	Description
1	+3.3Vdc	11	+3.3Vdc
2	+3.3Vdc	12	-12Vdc
3	GND	13	GND
4	+5Vdc	14	PS-ON
5	GND	15	GND
6	+5Vdc	16	GND
7	GND	17	GND
8	PWR-OK	18	-5Vdc
9	+5VSB	19	+5Vdc
10	+12Vdc	20	+5Vdc



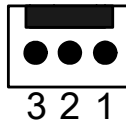
### 2. PW1: AT Power Connector

Pin	Description	Pin	Description
1	PWRGD	7	GND
2	+5V	8	GND
3	+12V	9	-5V
4	-12V	10	+5V
5	GND	11	+5V
6	GND	12	+5V



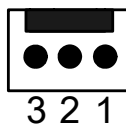
### 3. CN2: Backplane to Mainboard Connector

Pin	Description
1	GND
2	PSON#
3	5VSB



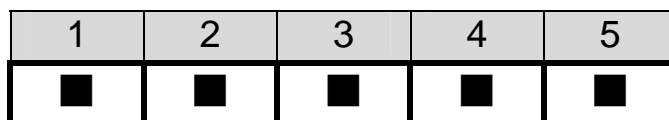
### 4. CN3, CN5: Fan Connector

Pin	Description
1	GND
2	+12V
3	NC



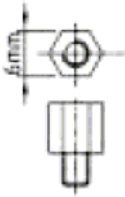
### 5. CN1: Voltage Connect

Pin	Description
1	+5V
2	-5V
3	-12V
4	+12V
5	GND



6. Notice:

- a. Recommend to use 6mm width spacer to install



- b. Torsion must less than 6lb-inch

7. Dimension:

